


KIM LONGLINE MAT

25 Meter roll mat system

Sleeping area free and tied stall

Prerequisites:




concrete area:


- no holes
- no elevations
- min. 3 % slope

mats:

even temperature:
min. 5° C to max. 30° C
(store according to initial temperature)




30°C!
5°C!




For animal well-being some litter is necessary to absorb moisture (e.g. soft milled straw or mineral material)

You will need this:


measuring:




marking:




cutting:



drilling and installing:



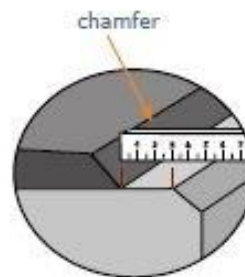
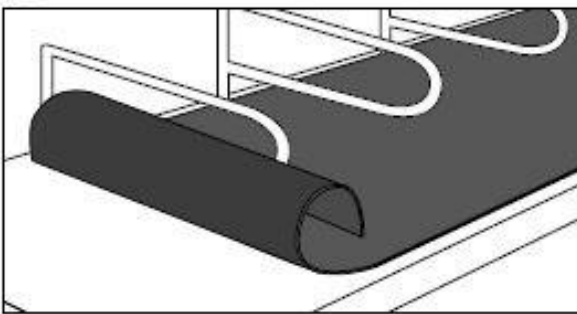
KRAIBURG fastening elements:



nail plugs ø 10 x 80 mm - A2 with washer ø 30 mm - A2

(or fastening elements with at least the same resistance and durability)

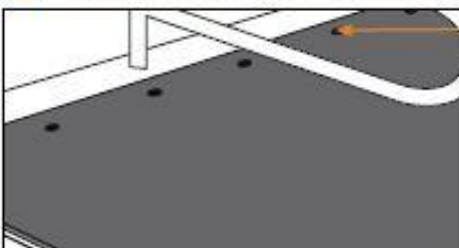
1 Roll out continuous rolls



rear concrete edge:
min. 3 cm distance!

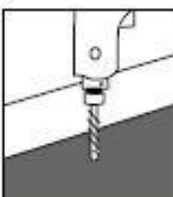
2 Fastening

 Start from the middle of the roll and fasten to the right and to the left



fasten at the front edge through the prefabricated fastening points

 If there are no fastening points, fasten at the front approx. every 40 cm, with a distance of 5 cm from the edge



drill



pound the plastic plugs in flush



pound in nails and washers until they are seated evenly fast and are slightly countersunk

Appropriate installation may differ due to local conditions. Therefore the manufacturer is not liable for installation! 

For more information please contact Agrizone technical service:

Phone : (450)868-2256 – E-mail : infoservice@agrizone.co - Site web: www.agrizone.ca